

User Guide

for MIF Filter version 2.0
Windows® Edition and Macintosh® Edition

© 2004 Goldwein Research Ltd.

DTP Tools is a brand of Goldwein Research Ltd.

Microsoft, Windows, Windows NT, Windows 95, Windows 98, Windows XP are trademarks of Microsoft Corp.

XTensions, Quark, QuarkXPress and Quark XTensions are trademarks of Quark, Inc.

Adobe, InDesign, FrameMaker, Acrobat, PageMaker are trademarks of Adobe Systems, Inc.

Macintosh, Power Macintosh, Mac, Mac OS and Mac X are registered trademarks of Apple Computer inc.

eSellerate is a registered trademark of MindVision, Inc.

All other trademarks whether mentioned above or not are property of their relevant proprietors.

Product homepage:

www.dtptools.com/miffilter

Company address:

Goldwein Research Ltd.
33 Wenceslas square
110 00 Prague
Czech Republic

You can contact DTP tools at:

info@dtptools.com

for general information about company or products

support@dtptools.com

for technical assistance with DTP Tools products

feedback@dtptools.com

for comments and suggestion and experience

sales@dtptools.com

for enterprise licensing and sales related questions

1	Introduction	4
1.1	Welcome	4
1.2	Product Overview	5
1.3	License Agreement	6
1.4	Legal Notices	7
2	Installation	8
2.1	System Requirements	8
2.2	Getting Started	8
2.3	What will happen during installation	8
2.2	Limitation of try-out version	8
3	Purchasing and activation	9
3.1	Puchasing MIF Filter	9
3.2	Reinstallation	12
3.3	Activation	13
4	Using Filter	14
4.1	Import	14
4.2	Export.....	14
4.3	Append	15
5	Features	16
5.1	Import	16
5.2	Export.....	16
5.3	Limitations	17
5.4	Known Problems	17

1.1

Welcome

Congratulations, you have purchased a quality DTP Tools product.

This manual will guide you through installation and using MIF Filter 2.0 step by step in easy to follow way.

User Guide contains technical specifications and useful tips. Please read also carefully the License Agreement and Legal Notices included in the first chapter and chapters Limitations and Known Problems.

Product Overview

1.2

The MIF Filter 2.0 XTensions module creates new ways to utilize your QuarkXPress documents and Adobe FrameMaker documents. The program allows users to open and save Adobe FrameMaker documents in QuarkXPress. This facilitates cooperation with other designers and allows you to take over jobs previously made with Adobe FrameMaker. Expand offer of document formats you can accept or deliver your jobs in without investing in expensive DTP application.

The MIF Filter 2.0 was created as a professional tool with the convenience of its users in mind. It's easy to install, easy to purchase and easy to use. Reads FrameMaker documents much faster than Adobe FrameMaker does, with the added advantage of QuarkXPress environment. With MIF Filter you will never have to do the same work twice.

1.3

Licse Agreement

Please read this document carefully.

The "SOFTWARE" refers to the computer program and all documentation accompanying this License Agreement. "USE" the SOFTWARE means that the SOFTWARE is either installed on the permanent memory of a computer (hard disk or similar storage device) or loaded in the temporary memory of computer or running it on a central processing unit.

"Permitted Number" means one (1) unless otherwise indicated under a valid license (e.g. volume license) granted by Goldwein Research

This End-User License Agreement ("LICENSE") is a legal agreement between you (either an individual or a single entity who purchased the SOFTWARE and is entering into this License Agreement) and Goldwein Research Limited ("Goldwein Research"). By installing, copying or otherwise using of SOFTWARE you accept all terms and conditions of this LICENSE.

1. Grant of License. This License allows you to Install and USE a Permitted Number of copies of the Software on your Computer, up to the Permitted Number of Computers. This License entitles you to one change of host application or platform, provided that you will not USE more than Permitted Number of copies simultaneously.

You may also permanently transfer all your rights in the SOFTWARE to another party, provided that other party reads and agrees to accept the terms and conditions of this LICENSE. Immediately upon transfer, you have no further rights to use the SOFTWARE and you must destroy copies in your possession.

2. Ownership. The SOFTWARE is licensed, not sold, to you for USE only under the terms and conditions of this LICENSE. Goldwein Research reserves all rights not expressly granted to you in this LICENSE. Goldwein Research and/or its licensors retain title to the SOFTWARE and all intellectual property rights therein.

3. Restrictions. The only right granted to you is the right to USE the SOFTWARE in accordance with this LICENSE. The SOFTWARE contains copyrighted material and other proprietary material of Goldwein Research and its licensors. You may not modify, decompile, reverse engineer, disassemble or otherwise reduce any part of the SOFTWARE. You may not resell for profit, rent, lease or loan this SOFTWARE. This LICENSE does not grant you any rights in connection with any trademarks or service marks of Goldwein Research and its licensors.

4. Termination. This LICENSE is effective until terminated. Any failure to comply with terms and conditions of this LICENSE shall immediately result in automatic termination of this LICENSE. Upon termination of this LICENSE for any reason, you must destroy all copies of the SOFTWARE. You may also terminate this LICENSE at any time by destroying all copies of the SOFTWARE.

5. Disclaimer of Warranty. The SOFTWARE is provided "AS IS" and without warranty of any kind. You expressly acknowledge and agree that USE of the SOFTWARE is at your sole risk. You acknowledge that the SOFTWARE may not satisfy all your requirements. Goldwein Research and its licensors expressly disclaim all other warranties with respect to the SOFTWARE, whether such warranties are express or implied. Goldwein Research makes no warranty that the functions contained in the SOFTWARE will run uninterrupted or error-free, that defects in the SOFTWARE will be corrected, nor with respect to the correctness, accuracy or reliability of the SOFTWARE. No oral or written information or advice given by Goldwein Research or any of its employees or representatives shall create any warranty in addition to those given herein. Some jurisdictions do not allow the exclusion of implied warranties, so the above exclusion may not apply to you.

6. Limitation of Liability. Under any circumstance shall Goldwein Research be liable for any incidental, special or consequential damages that result from the USE or inability to USE the SOFTWARE under any theory. Some jurisdictions do not allow the limitation or exclusion of liabil-

ity for incidental or consequential damages, so the above limitation or exclusion may not apply to you. In no event shall Goldwein Research's total liability to you for all damages, losses and causes of action exceed the amount paid by you for the specific license of the SOFTWARE to which the liability is related.

7. Export Restrictions. You agree and certify that neither the software nor any other technical data received from Goldwein Research, nor the direct product thereof, will not be exported or transmitted to any country to which such export or transmission is restricted by regulation or statute of the United States government. You shall comply with all applicable export regulations.

8. Governing Law and Severability. This License Agreement shall be construed and governed by the laws of the Czech Republic. If for any reason a court of competent jurisdiction finds any provision of this LICENSE to be unenforceable, that provision of the LICENSE shall be enforced to the maximum extent permissible so as to effect the intent of the parties, and the remainder of this LICENSE shall continue in full force and effect.

Legal Notices

1.4

THIS SOFTWARE PACKAGE HAS NOT BEEN WRITTEN, REVIEWED OR TESTED BY QUARK. QUARK MAKES NO WARRANTIES, EITHER EXPRESS OR IMPLIED, REGARDING THE ENCLOSED SOFTWARE PACKAGE, ITS MERCHANTABILITY, OR ITS FITNESS FOR ANY PARTICULAR PURPOSE. QUARK DISCLAIMS ALL WARRANTIES RELATING TO THE ENCLOSED SOFTWARE PACKAGE. ALL OTHER WARRANTIES AND CONDITIONS, WHETHER EXPRESS, IMPLIED, COLLATERAL, MADE BY THE DISTRIBUTORS, RETAILERS OR DEVELOPERS OF THE ENCLOSED SOFTWARE ARE DISCLAIMED BY QUARK, INCLUDING, WITHOUT LIMITATION, NON-INFRINGEMENT, COMPATIBILITY, OR THAT THE SOFTWARE IS ERROR-FREE, OR THAT ERRORS CAN OR WILL BE CORRECTED. SOME JURISDICTIONS, STATES, OR PROVINCES DO NOT ALLOW LIMITATIONS ON IMPLIED WARRANTIES, SO THE ABOVE LIMITATION MAY NOT APPLY TO PARTICULAR USERS. REGARDLESS OF WHETHER ANY REMEDY FAILS OF ITS ESSENTIAL PURPOSE, IN NO EVENT SHALL QUARK OR ANY ENTITY WHICH CONTROLS, IS CONTROLLED BY, OR IS UNDER COMMON CONTROL OF QUARK, BE LIABLE FOR ANY SPECIAL, INDIRECT, INCIDENTAL, CONSEQUENTIAL OR PUNITIVE DAMAGES, INCLUDING, BUT NOT LIMITED TO, ANY LOST PROFITS, LOST TIME, LOST SAVINGS, LOST DATA, LOST FEES, OR EXPENSES OF ANY KIND ARISING FROM INSTALLATION OR USE OF THE SOFTWARE OR ACCOMPANYING DOCUMENTATION IN ANY MANNER, HOWEVER CAUSED AND ON ANY THEORY OF LIABILITY. IN ANY EVENT, QUARK'S LIABILITY RELATING TO THE SOFTWARE SHALL BE LIMITED TO THE AMOUNT PAID BY USER TO QUARK, IF ANY. THESE LIMITATIONS WILL APPLY EVEN IF QUARK HAS BEEN ADVISED OF SUCH POSSIBLE DAMAGES. SOME JURISDICTIONS, STATES, OR PROVINCES DO NOT ALLOW THE EXCLUSION OR LIMITATION OF INCIDENTAL OR CONSEQUENTIAL DAMAGES, SO THE LIMITATION OR EXCLUSION INCLUDED IN THIS LICENSE AGREEMENT MAY NOT APPLY TO PARTICULAR DEVELOPERS.

2.1

System Requirements








To install and use MIF Filter 2.0, you will need the following:

Macintosh® Edition:

- Power Macintosh® or compatible
- Mac OS 7.1.2 or later
- QuarkXPress™ 4.03 or later

Windows® Edition:

- 486 or faster PC
- Microsoft® Windows 95® or Windows NT® 4.0 or later
- QuarkXPress™ 4.03 or later

 MIF Filter	 WINDOWS	 MAC OS 9	 MAC OS X
QuarkXPress 4.03 – 5.0			N/A
QuarkXPress 6.0		N/A	Feb.2004

2.2

Getting Started

Windows

Quit QuarkXPress and run "MIF_Filter_2.0_Setup.exe" file to start MIF Filter 2.0 installation and follow the instructions.

Macintosh

Quit QuarkXPress and run "MIF_Filter_2.0" file to start MIF Filter 2.0 installation and follow the instructions.

If you have more copies of QuarkXPress installed on your computer, installer will ask you to choose the one you want to install MIF Filter into.

2.3

What will happen during installation

Windows

Installation program will detect folder with QuarkXPress. Then it will copy the "MIF Filter.XNT" file into XTensions folder and creates "MIF Filter" folder with "License Agreement.pdf", "MIF_Filter_Manual.pdf" (this document) and uninstall program in Program Files folder.

Macintosh

Installation program will detect folder with QuarkXPress. Then it will copy the "MIF Filter" file into XTensions folder and creates the "MIF Filter" folder with "License Agreement.pdf" and "MIF_Filter_Manual.pdf" (this document) on your desktop.

After installation, MIF Filter is in the try-out mode. To use the fully functional version, you need to purchase it (chapter 3.1 – Purchasing MIF Filter) or activate it (chapter 3.3 – Activation).

2.2

Limitation of try-out version

MIF Filter's try-out version has all the functions of a fully functional one. To limit its using to evaluation purposes, it replaces random characters with the word *DEMO* when converting.

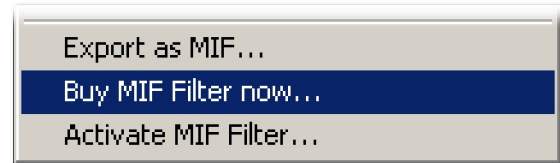
Purchasing MIF Filter

3.1

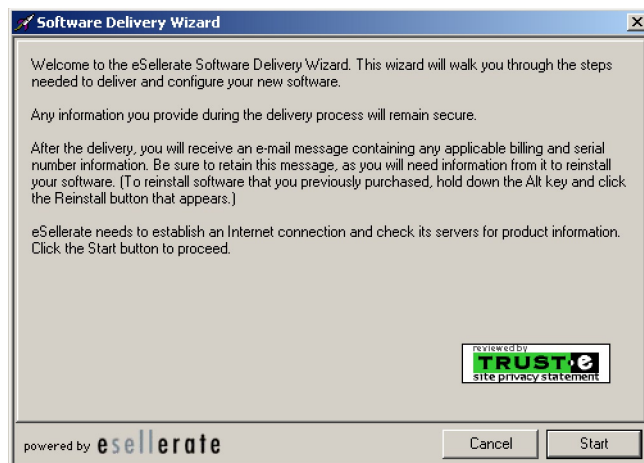
After installation, MIF Filter will be in the try-out mode. To get all benefits of a fully functional software, you need to purchase it.

When you decide to purchase, choose **Utilities** → **Buy MIF Filter now...**

Your computer needs to be connected to internet during purchase.

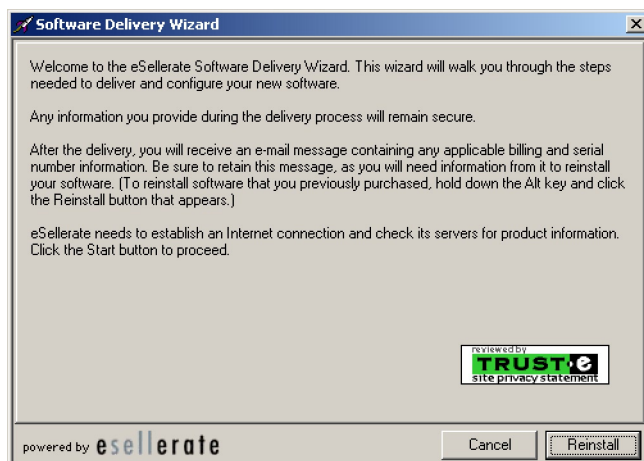


eSellerate Software Delivery Wizard will guide you through the purchase. If you want to buy one or more licenses of MIF Filter, choose Start in the *Software Delivery Wizard* dialog.

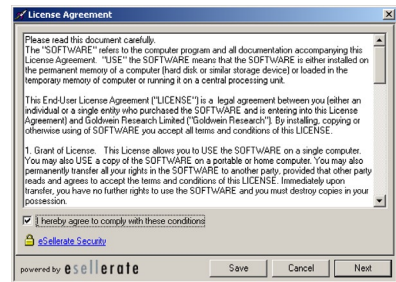


If you have already purchased a license of MIF Filter and you need to reinstall it, hold "Alt" key and Reinstall button will appear instead of Start.

After choosing Reinstall, follow instructions in chapter 3.2 Reinstallation



Next dialog contains License Agreement. Please read it carefully. You can also save the text of License Agreement for future reviewing. To proceed with purchase, it's necessary to check that you comply with the conditions of Agreement. After indicating so, click on the Next button.

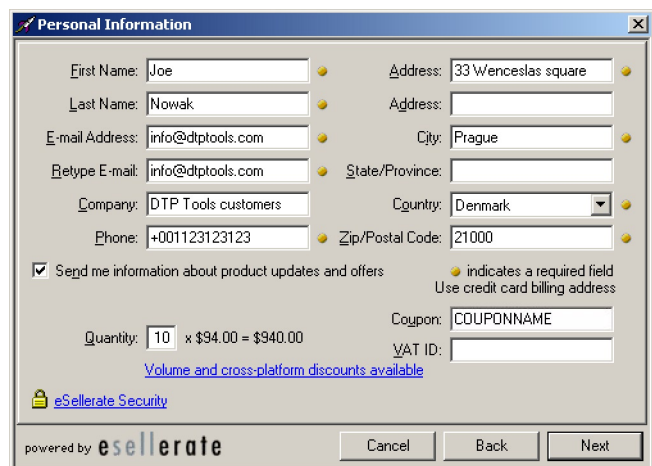


As address use billing address of credit card you will use for the transaction.

On the email address you submit, you will receive Order confirmation e-mail, containing all information regarding the transaction and product's serial number.

If you do not wish to receive information about product updates and offers, make sure this item is not checked.

If the billing address you selected at the Personal Information screen was for a country in the European Union, you will have the option to enter a Value Added Tax (VAT) ID number. The VAT ID applies only to qualified business customers from the European Union. All other customers should leave this field blank. If VAT applies to your purchase, you will find the specific amount after proceeding.



After you specify the quantity of licenses you want to buy, you will see total price with volume discounts included. To find out more about current volume and cross-platform discount policy for MIF Filter 2.0, follow the link [Volume and cross-platform discounts available](#).

If there are any Coupons applicable, you will have the option to enter your Coupon name.

Buying more licenses

If you need to use more than one MIF Filter, you can buy more licenses within the application, even if you want to buy combination of Windows® and Macintosh® editions.

The MIF Filter, which you used for purchase, will activate automatically. For activating remaining copies follow chapter 3.3 – Activation

Volume discount

Volume discount is a price reduction applicable in case you purchase more licenses of the product. It varies according to amount of licenses purchased.

When purchasing amounts significantly exceeding quantities specified in the table of discounts, please contact us at sales@dtptools.com

Cross-platform discount

Cross-platform discount is an expansion of usual volume discount. It enables you to use total number of licenses purchased for Windows® and Macintosh® edition of MIF Filter to calculate the discount.

For more information about cross-platform multi licensing see chapter 3.3 – Activation

To proceed with the transaction, fill in your credit card information.

If the billing address you selected at the Personal Information screen was for a country other than the United States, you will have the option to select a local currency (if that currency is supported). This option is supported for Visa and MasterCard only.

If the billing address you selected at the Personal Information screen was for a country in the European Union, the purchase will be subject to a Value Added Tax (VAT). Unless you entered a valid VAT ID as a qualified business customer, the order total will include VAT.

For more information about security follow the link eSellerate security.

Your order will be processed after confirming the information. If everything is correct, click the submit button.

You might need the information from the receipt for reinstallation or "switching" of MIF Filter. Do not forget to print it or save it. You will also receive Order Confirmation email containing this information on the address you submitted.

Once MIF Filter is purchased, **Buy MIF Filter now...** and **Activate MIF Filter...** items will be disabled in the **Utilities** menu and will disappear after next application start.

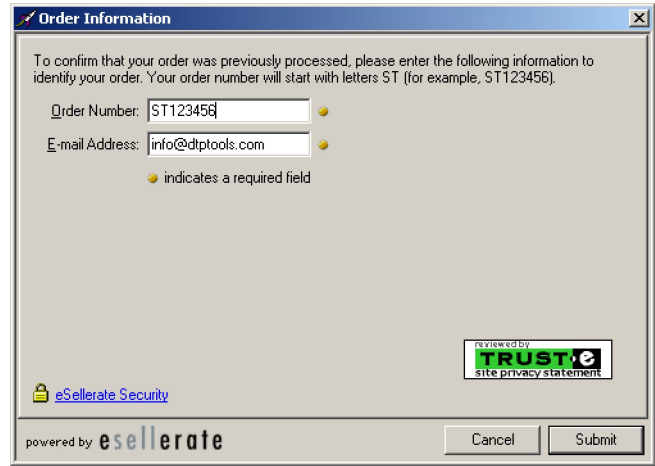
3.2

Reinstallation

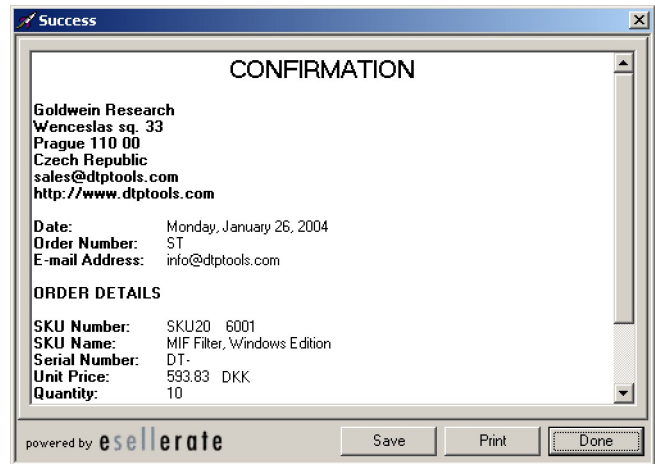
In case you have reinstalled copy of MIF Filter that was already purchased, you need to reactivate it.

To enter reactivation dialog follow instructions for purchasing and hold "Alt" key in the first dialog of *Software delivery wizard*. **Reinstall** button will appear on the place of **Start** button. Your computer needs to be connected to internet during reinstallation.

To confirm that your order was previously processed, please enter Order number (you will find it on Receipt or in Order Confirmation e-mail you received after buying MIF Filter). Your order number will start with letters ST (for example, ST123456).



You can save or print confirmation page, which contains all information you might need for future reinstallations, upgrading or "switching" of MIF Filter.



Once MIF Filter is reinstalled, **Buy MIF Filter now...** and **Activate MIF Filter...** items will be disabled in the **Utilities** menu and will disappear after next application start.

Reinstallation
Reinstallation is activation of MIF Filter, which was purchased, subsequently uninstalled or deleted and installed again.
There is a standard limit of three reinstallations per license. Once you reach this limit. You need to contact support@dtptools.com before reinstalling again.

Activation

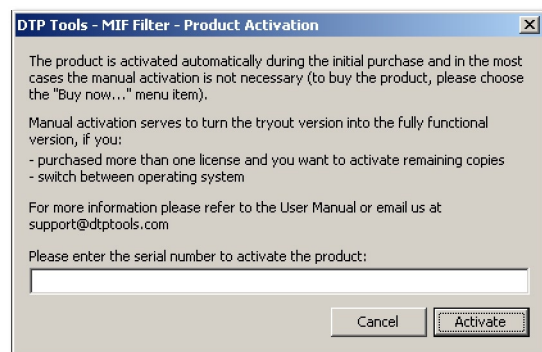
3.3

MIF Filter is activated automatically during purchase. However, when you buy more than one license, only the application you purchased from will activate. Remaining copies need to be activated manually. Activation is also used when "switching" MIF Filter from one platform to another. To do so choose

Utilities → **Activate MIF Filter...** Your computer needs to be connected to internet during activation.



Enter serial number you obtained after purchase. Number is included on Receipt and also in Order Confirmation e-mail. This serial number applies to all licenses you purchased.



Once MIF Filter is activated, **Buy MIF Filter now...** and **Activate MIF Filter...** items will be disabled in the **Utilities** menu and will disappear after next application start.

Activating multiple licenses

Product serial number you obtain after buying the application is valid for all copies you want to use.

Number of permitted installations is indicated by the three digit number in the third section of serial number:

DT-111-003-1111-1111-1111-1111

Protection

There is a limit for number of activations similar to the one for reinstallations. Once you reach this limit, you need to contact support@dtptools.com before activating again.

Switching host platform

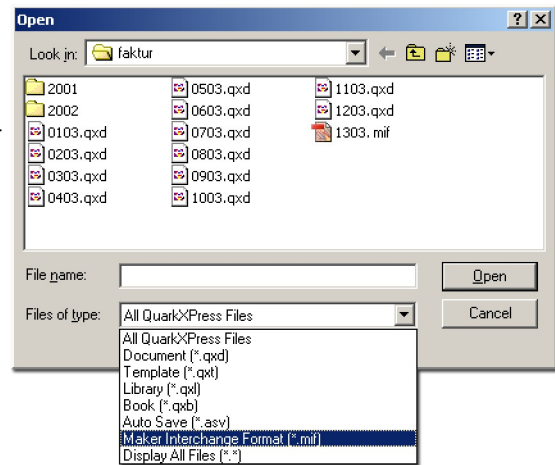
To make your professional life easier, we have come up with a new licensing policy. If you decide to switch from PC to Mac or vice versa, you don't have to care about additional costs of renewing licenses for DTP Tools. It's free!

This applies only if you uninstall the previous version.

4.1

Opening FrameMaker Document

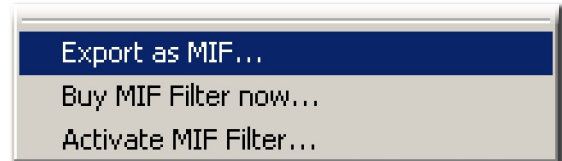
To open FrameMaker document is as simple as to open any QuarkXPress document – choose **File** → **Open** and select your Adobe FrameMaker document. Make sure you have either “All QuarkXPress files” or “Maker Interchange Format (*.mif)” selected in “Files of type:” field



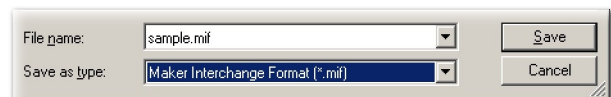
4.2

Export

To export document as MIF file, choose **Utilities** → **Export as MIF**.



Enter the file name and click Save button.



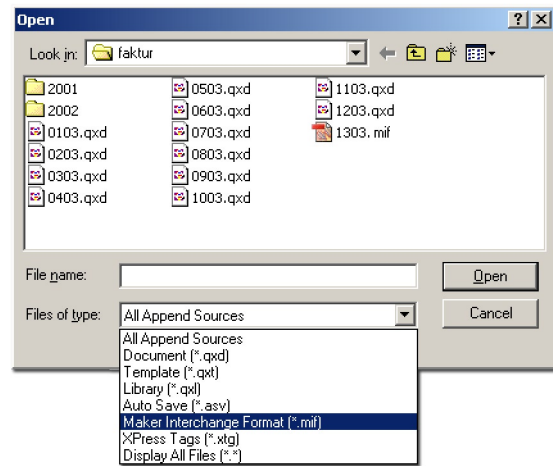
Append

4.3

The MIF Filter 2.0 fully supports QuarkXPress Append feature.

You can append definitions of styles, colors and rulings. To append to your current document styles and definitions from any MIF file, choose **File → Append**.

Make sure you have either "All Append Sources" or "Maker Interchange Format (*.mif)" selected in "Files of type:" field



5.1

Import

List of features imported by the MIF Filter 2.0

- page layout, master pages, body pages
- graphic objects
- tables
- anchored frames
- pictures
- conditional text and conditional tables
- color: name, CMYK values, spot attributes
- font: name, angle (italic), weight (bold), position (superscript / subscript), case (smallcaps / all-caps), underlining, strike, outline, shadow, size, color, kerning, tracking
- paragraph: name, tabs (left, center, right, align on, decimal), alignment (left, right, center, justify), keep with next ¶, keep lines together, left indent, first indent, right indent, leading, space before, space after, default font
- ruling: name, type
- miscellaneous: autonumbering, column breaks, page breaks

5.2

Export

List of features exported by the MIF Filter 2.0

- page layout
- graphic objects: lines, boxes, pictures
- anchored graphics
- color: name, CMYK values
- font: name, angle (italic), weight (bold), position (superscript / subscript), case (smallcaps / all-caps), stretch, underlining, strike, outline, shadow, size, color, kerning, tracking
- paragraph: name, next style name, tabs (left, center, right, align on, decimal), alignment (left, right, center, justify), keep with next ¶, keep lines together, left indent, first indent, right indent, leading, space before, space after, default font
- ruling: name, type
- miscellaneous: column breaks, page breaks, default document layout

Limitations

5.3

Abilities of this conversion software have limitations caused by differences between QuarkXPress and Adobe FrameMaker.

List of features not imported by the MIF Filter 2.0

- variables
- markers
- xrefs
- dictionary

Important differences at imported features

- **underlining** – QuarkXPress does not support double underlining
- **next style** – this version does not support the 'next style' settings

Known Problems

5.4

MIF Filter 2.0 is using top of current technology, but the conversion might not always be 100 per cent. In case of more complicate layout, converted documents are likely to require some manual adjusting. We keep improving the technology of conversion and as a registered user you will be informed about every update.

If any serious problem occurs during use of MIF Filter 2.0, please e-mail us at support@dtptools.com for help.

The current version doesn't fully support non-western character sets.